

CROW NEWS




The Official Publication of CONSERVE READING ON WEDNESDAYS

Issue no. 20

SUMMER 97



Reading
BOROUGH COUNCIL



British Trust for Conservation Volunteers

PRACTICAL MIDWEEK VOLUNTARY CONSERVATION WORK TO
PROTECT OUR LOCAL COUNTRYSIDE



CROW Summer 97

This newsletter was assembled by
ANDREW NOYES
 with contributions from
YVONNE TRCHALIK
SARAH MURPHY
PAUL FINCHER
RON CUMMINGS

CONTENTS

- 2-8 **Task Details**
 9 **Fabulous T-shirt competition**
Win prizes
 10 **Ron's Knots Page**
Learn useful knotting skills
 12 **Killer Instinct**
An account of a CROW social event
 13 **Puzzle Page**
But no prizes this time
 15 **Handy Hammering Hints**
Become a better nailer
 16 **Social Events**
Have fun

TASK DETAILS

JUNE - OCTOBER 1997

Key:



The date of the task



The type of work we will be doing



The name of the site on which we will be working



Ordnance Survey grid reference



This symbol indicates where the minibus is most likely to be parked, if making your own way, find the bus and follow arrows from there.



This indicates approximately where the task will take place

CROW hold practical conservation tasks in and around Reading (almost) every Wednesday. Anybody is welcome to come along and join in for all or part of the day. We provide transport from the back of Reading railway station (short term car park area) at 9:30am and sometimes do a pickup around midday too. You can also make your own way to the worksite and meet us there. We aim to return people to the station at around 4-5pm. All you need to bring is a packed lunch and wear sensible outdoor clothing and strong footwear. We provide all necessary tools and training and also cups of tea / coffee and biscuits. If you've not been on a CROW task before, please phone (0118) 9477917 to let us know you are coming. You can also contact us during a task by phoning mobile no. 0378 743210.

JUNE 1997



25th June



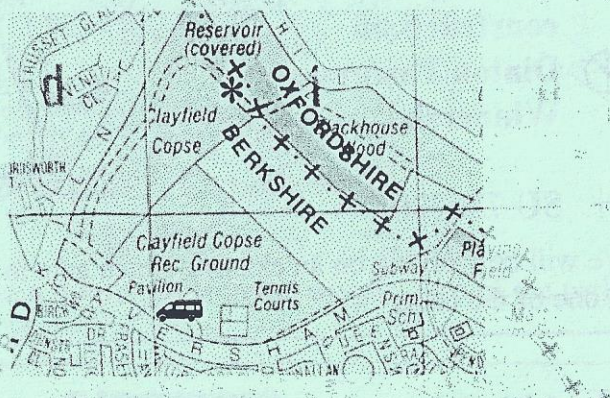
Woodchipping



Clayfield Copse,
Emmer Green



SU 725772



We will be spreading woodchip along the bridleway which runs through the copse and alongside Blackhouse Wood.

JULY



2nd Jul



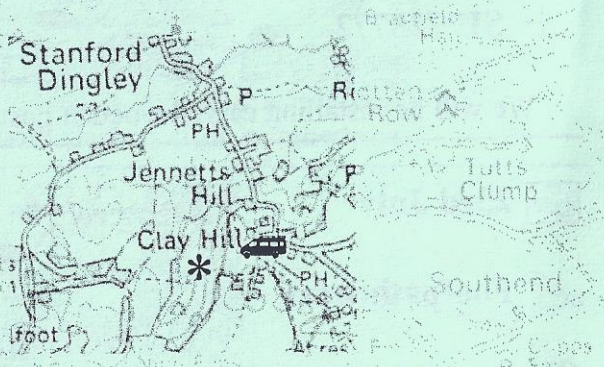
Himilayan Balsam
removal



Kings Copse,
Stanford Dingley



SU 577706



Kings Copse is an SSSI noted for its variety of trees and flora. Parts of the copse have been invaded by Himilayan Balsam, a garden plant, which we shall be removing. This task will involve brushcutters.



9th July



Sluice gate construction

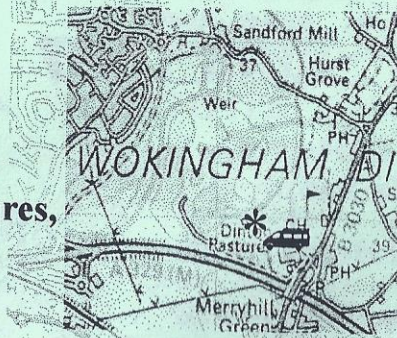


Dinton Pastures, Winnersh



SU 785720

We will be working on an existing sluice gate to raise the water level in one of the lakes.



16th July



Nature Trail

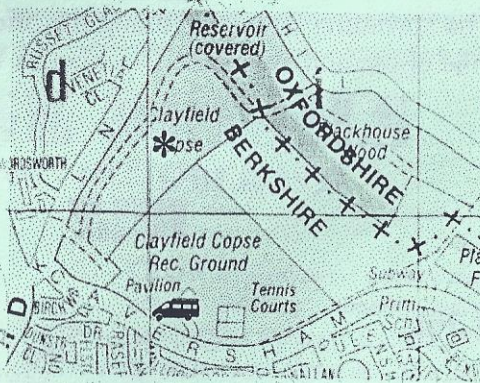


Clayfield Copse, Emmer Green



SU 725772

We will be installing carved wooden posts along the nature trail.



23rd July



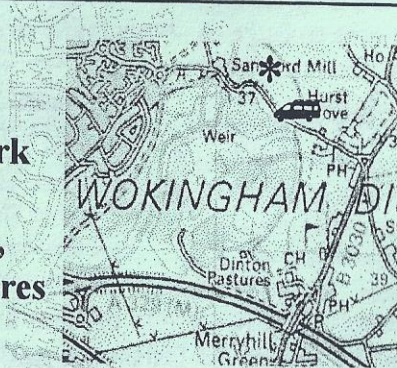
Footpath work



Lavells Lake, Dinton Pastures



SU 784730





30th July



Bracken Bashing

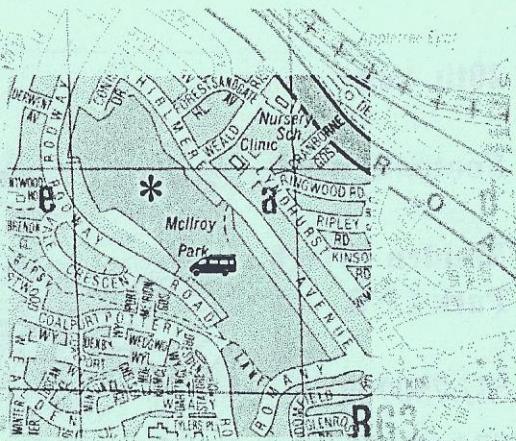


**McIlroy Park,
Tilehurst**



SU 785720

We will be removing bracken from a glade in the wooded area of the park



AUGUST



6th Aug



Bramble Bashing

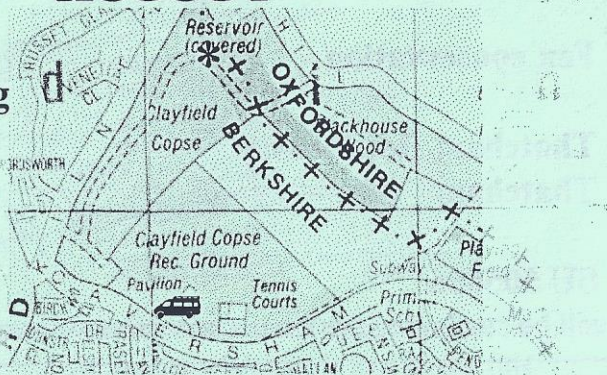


**Clayfield Copse,
Emmer Green**



SU 725772

More hacking things down with slashers (it is summertime).



13th Aug



Fen conservation



**Thatcham Reedbeds,
Thatcham**



SU 505666

We will be cutting the fen as part of its management.





20th Aug



Footpath work

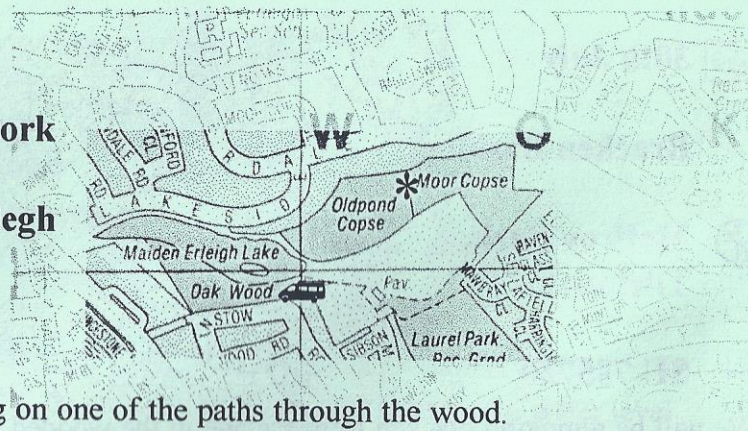


**Maiden Erlegh
Park LNR**



SU 750709

We will be working on one of the paths through the wood.



27th Aug



Fen conservation



**Thatcham Reedbeds,
Thatcham**



SU 505666

We will be continuing the fen conservation, we may even have a bonfire

SEPTEMBER



3rd Sept



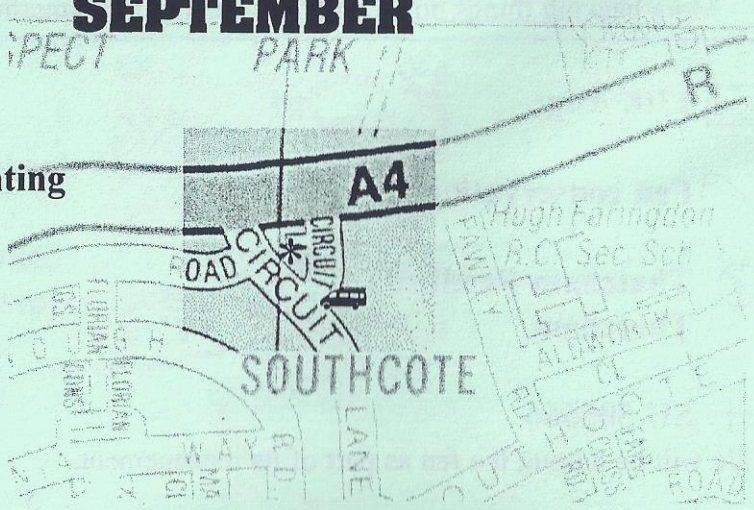
Hedge planting



**Devils Dip,
Southcote**



SU 690723





10th Sept



Reedbed conservation



**Thatcham Reedbeds,
Thatcham**



SU 505666

We shall be thinning reeds on the reedbed which is a National Nature Reserve



17th Sept



Reed Planting

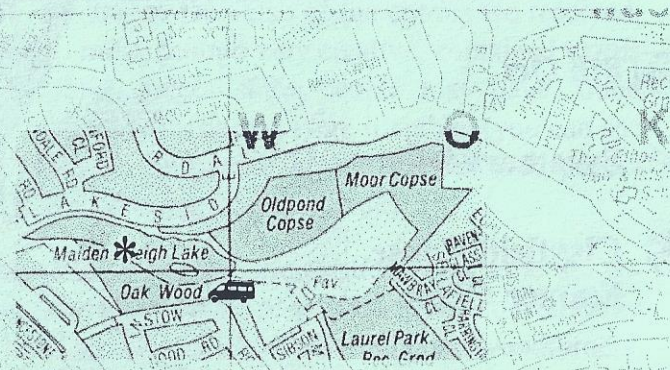


**Maiden Erlegh
Park LNR**



SU 750709

Using some of the reeds removed during last weeks task, we shall be planting around the lake where reeds are scarce. (We don't just throw this programme together you know, it's all very carefully worked out).



24th Sept



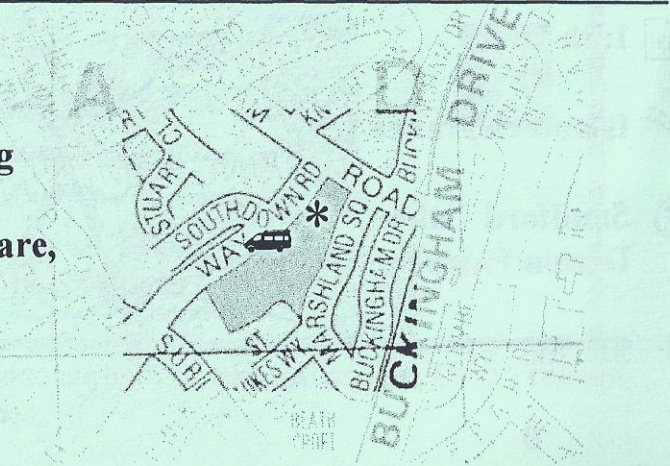
Sycamore felling



**Marshland Square,
Emmer Green**



SU 718762



OCTOBER



1st Oct



Island clearance



Dinton Pastures,
Winnersh



SU 783727



We will be clearing scrub from the island on Sandford Lake.



8th Oct



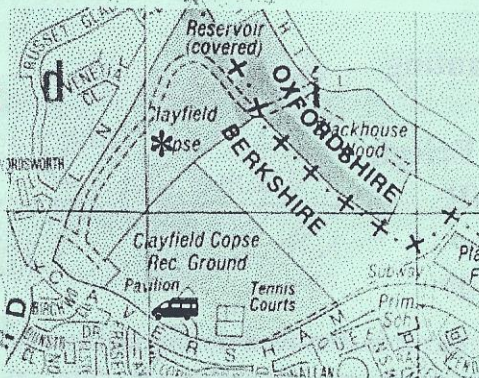
Sycamore felling



Clayfield Copse,
Emmer Green



SU 725772



We will be felling invasive sycamore trees.



15th Oct



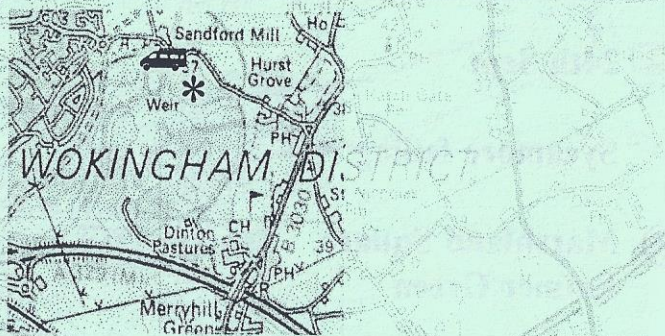
Island clearance



Sandford Lake,
Dinton Pastures




SU 783727



THE CROW DESIGN A T-SHIRT COMPETITION! (again)

It's...



We were inundated with entries for the design a T-shirt competition in the last newsletter, unfortunately however, nobody remembered to enclose the £27.50 entrance fee. Also of the entries we received, most, though very creative, contained words and images some people may have found offensive. The rest were illegible. (you can see some of the entries on the CROW web page - www.crowpage.demon.co.uk).

It has been decided therefore to re-run the competition. This time the accumulated rollover jackpot prize stands at a one-way bus ticket to California country park AND a £50 bowl voucher redeemable at all good woodturners.

All you have to do is; simply draw your design for the front and/or back of the T-shirt on a plain sheet of A4 paper, using crayon or colouring pencils, write your name and address on the back and send to the address below.

<p>CROW Tea Shirt Competition Caversham Court Church Road Caversham Reading RG4 7AD</p>	
---	--

This competition is open to anybody to take part and the £27.50 entrance fee has now been dropped.

RON'S KNOTS PAGE

This new regular feature, by resident knot wizard Ron Cummings, aims to introduce you to new and useful knots which you will find invaluable on CROW tasks.




Ron, Knot Wizard


Knot No. 1: The Jug Sling Knot.



1. Start with a loop of string



2. fold the top over

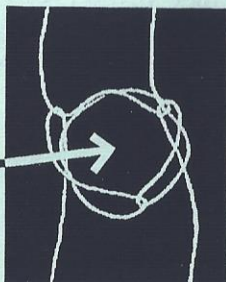


3. Twist the two middle strands around each other



4. Pass the end of the loop underneath the bottom twist and back up through the centre

PLACE JUG
HERE




5. Pull tight, it should look like this. Tie the loose ends at the bottom together to make another loop the same size as the top loop.

This knot will hold any jug or other object with a small lip around the rim and provide two loops which can be used as handles for suspending the object. It is the ideal knot for hanging your cup of tea from a branch during those pollarding tasks.

MEANWHILE...



SUDDENLY



WHAT FOR?



YOU'D BETTER DO WHAT HE SAYS, HE'S GOT A SANDWICH



THAT'S NOT A SANDWICH




THAT'S A SANDWICH



AN 95

KILLER INSTINCT



I got into conservation because I'm a pacifist - I love the green bits and the wildlife. So I'm still trying to come to terms with what happened to me on the CROW outing to Laserquest that fateful Wednesday.

It started in the usual way - we were to meet in the Fez 'n' Firkin at 7:30pm sharp - people started turning up at 8:15pm. The first two people I saw were Mark and Russell, who'd both just landed the two jobs that I was after. Perhaps that tipped the scales for me...


In Laserquest we divided into two big teams and had the 'weapons' explained to us. Under the UV lighting things looked weird and I remember looking into the glowing purple eyes of Mark and Russell on the other team and thinking 'This is my big chance'.

Amongst the mazes, ramps, barrels and tunnels of the hall, swirled about by dry ice with UV images leering out of the darkness, I turned into Tank girl. Hunting my two chosen targets I shot anything that got in the way - including my own image, reflected in a mirror! After 'sniping' in the maze the blood lust rose and I became bolder, running crouched amongst the bars and walls with my guns ablazin'. I even took the tower alone until forced out by a gang of enemies.

Twenty minutes later I was thrust back into reality and guiltily realised that no-one else had behaved in this uncouth manner. I won the game. But did I really get my own back on Russell and Mark? Err.. no, I still didn't get their jobs! Back in the pub with a cooling pint of beer I calmed down over a scintillating conversation in which we all compared scars from previous 'battles'. A thought flitted through my mind as I left... I'll be back!!!

-Sarah Murphy

Puzzle Page No.519



PRIZE CROWSWORD No.143

Here is the long awaited solution to prize crowsword No.143 in the last issue. Unfortunately this was so fiendishly difficult that nobody got all the right answers. The fabulous prize was awarded jointly to John, Yvonne, Andrew and Fred.

PAUL'S PERPLEXING PHRASE PUZZLES

This is *just for fun* (ie. - no prize) so please don't write or phone in with the answers, which are at the bottom of the page anyway.

1. NEPAINCK

2. PILF

3. FUSS
0

4. WASH
S
U
R
B

5. DEA

6. REVO
DNEB

7. (ICE)³

8. WAY PUBLIC

9. NUR 4TH

10. EIDER
FARM

11. PALS
CENTURIONS
YOKELS

12. WORKED
PAID

13. ETUNIMANI

ANSWERS: 1. Pain in the neck 2. Backward flip 3. A fuss over nothing 4. Wash and brush up 5. No idea 6. Bend over backwards 7. Icecube 8. Public right of way 9. Run back and fourth 10. Down on the farm 11. Friends Romans & Countrymen 12. Overworked and under paid 13. Back in a minute

THE BORING BITS...

Highlights from the last committee meetings

CROME POW MINUTES (21/5/97) (A.K.A CROW)

Venue: The Three Bees, Reading

Present: Andreas Nodyes, Frances Speedwell, Paul Pinch, Phillip Iveanallen, Pear's son, Six and Rus of PVC, Cathreigns, Why Tickle? (minutes)

Money: -

CROW has received a £300 grant from Reading Borough Council:

A third each will go on the newsletter, training, and tools (including brushcutter equip.)

N.B. we have a new welfare kit (£27.50 gone already!)

Registered Charity Nonsense:

You should register as a charity if you have over £1000 income, and as a registered charity you need to keep your group's accounts.

After a brief discussion, CROW decided not to register as a charity because:

- No one has time to keep our accounts

- Benefits of a RC are few, and we can get them through BTCV if needed.

This nonsense is to be reviewed again at the next meeting

Minibus Nonsense:

The new BTCV bus is not practical for Crow's needs, as it will not take a trailer or long tools and cannot be filled with woodchip

The CROW Road MINUTES 11/12/96

In the house: D.J. A. Noise, M.C. Sixsmith, Ms. Trchalik, JJJ Pearson

Where it's at: The 3 B's

1. MS recounts the tale of [REDACTED] underpants. There are murmurs of dismay from the group assembled.
2. AN passes round copies of past CROW newsletters. Everyone reads about the "Spot the Fish" competition.

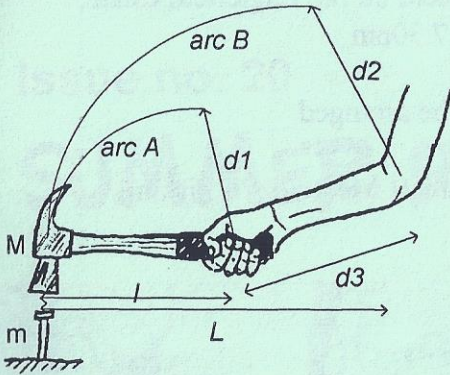
FORTHCOMING TRAINING:

14th JUNE	Heathland Invertebrates	Nettlebed Village Club	Phone Becca on: 01491 642001
28th JUNE	Day Project Leadership	The Lookout, Bracknell	Priority given to Bracknell resi- dents
12th JULY	Flora of Acidic Soils	Nettlebed Village Club	Phone Becca on: 01491 642001
16th AUG	1st Aid Course	Earley Town Council	

**NB (Limited) funds are available to subsidise any CROW volunteer wishing to attend the Leadership and 1st Aid courses.

Improve your hammering and impress everybody on the next nailing task with this simple set of hammering tips

1. HAMMERING



Whilst driving the nail, to obtain optimum efficiency ensure that the thrust vector described by the compound arc (A+B) cuts the axis of the nail tangentially and is perpendicular at the point of intersection. Remember that the energy transfer is represented by:-

$$E_1 = M \frac{\int \frac{d_1 \cdot d_2}{L t} \cdot \frac{AB}{d_3}}{m(M+rt)}$$

or...

The harder you hit it = The faster it goes in the wood

(Allowing of course for the coefficient of restitution.)

2. BENDING THE NAIL

A simple bend can often be tapped straight with the hammer. If however, multinodal or multiplanar deformation occurs, you will have to start again. In such an event employ one of the following phrases:-

PHRASE 1 "There's a knot there."


PHRASE 2 "These cheap galvanised nails bend really easily."

PHRASE 3 "This hammer must be broken."

Upon bending your fourth consecutive nail you may have to admit some responsibility.

3. NAIL REMOVAL

Now pay attention. The force F needed to extract the nail is part of a moment comprised of the two couples FL and fl around the pivot point P. Bearing in mind the 2nd Law of Thermodynamics and the Conservation of Angular Momentum, FL=fl. Thus F=fl/L Newtons. It is therefore important to make l as large as possible (hold the hammer at the end) and L as small as possible (pivot point close to nail as possible). To ensure a good grip strike the face of the hammer with a second hammer, this makes the claws bite into the nail. A force of 50Kg on the hammer (in practice you may estimate this, as a spring gauge gets in the way) will produce up to 7.5 tonnes of force on the nail. Note that as the hammer moves the pivot point P also moves away from the nail lessening the force F. This ingenious design feature prevents the nail from going into orbit.



CROW *Social Events*

- 11th June** Pub quiz, starts at 3B's at 8pm
- 9th July** Summer Barbeque to be held on the Englefield estate, minibus leaves station at 7:30pm
- 13th August** Treasure Hunt, details to be arranged
- 16th April** Laserquest II - The Rematch!! Meet Fez 'n Firkin
7:30pm prompt

NB needless to say these are all Wednesdays.



We Have Been Helped by a
Community Grant



Reading
BOROUGH COUNCIL

Conserve Reading On Wednesdays, Caversham Court Environment Centre, Church Road,
Caversham, Reading RG4 7AD.
0118 947 7917
www.crowpage.demon.co.uk